



The Quick Connect
Solution Provider

Thermal Control

- Quick Connect Couplings for Thermal Management

Thermal Control





Traction converter cooling



Liquid cooled high performance computing (HPC) data servers



Direct liquid cooled data server rack



Wind mill power electronics



Broadcasting equipment



Power transmission and distribution



Temperature Control EV charge stations



24-7 Quick Connect Couplings

Increasing power output and circuit density in electronic systems requires modern and effective ways to dissipate heat. The heat capacity of water is 3,500 times more effective than that of the same volume of air. It is also up to ten times more effective than air at dissipating heat from the source in electronic systems. The biggest advantages of liquid cooling over conventional air cooling are that they are easier to maintain, more effective, and save both space and energy. In a field where uptime and reliability are the keys to success, you need high-quality products designed for long-term reliability. With 60 years of experience in innovation and manufacturing of high-performance quick couplings, CEJN is the global quick connect coupling specialist that you can rely on for your liquid cooling applications.



Find a coupling that suits your needs



	ULTRAFLOW SERIES Durable and lightweight dry-break quick couplings	NON-DRIP SERIES Compact dry-break quick disconnect couplings	FULL-FLOW SERIES Valveless quick couplings with unrestricted flow	BLIND-MATE SERIES Dry-break quick couplings for rack installations
Main features	Non-drip Improved valve shut-off Low pressure drop	Non-drip Compact design One-hand operation Available with key coding	Compact design Unrestricted flow	Non-drip Self aligning Auto-coupling
Dry-break design	✓	✓	-	✓
Flow capacity	●●●●○	●●●●○	●●●●●	●●●●○
Compact dimensions	●●●○	●●●○	●●●●●	●●●●○
Long-term durability	●●●●●	●●●●○	●●●●●	●●●●○
Material	Hard anodized aluminium Other material available upon request	Nickel-plated brass Stainless steel	Nickel-plated brass Stainless steel	Surface treated aluminium Nickel-plated brass Stainless steel
Available accessories	-	Dust caps, adapters, key coding, safety lock	Adapters	Adapters
Application examples	Data centres, power electronics, transportation, medical imaging, industry, renewable energy, broadcasting, radar equipment	Data centres, power electronics, transportation, medical imaging, industry, renewable energy, broadcasting, fluid transfer, chemical transfer	Power electronics, renewable energy	Data centres, power electronics, medical imaging, electric industrial vehicles, renewable energy, radar equipment

If you can't find a product that meets your requirements, don't hesitate to contact us, and we'll put our R&D department at your disposal.

ultraFLOW Couplings & Nipples

- Unequaled low pressure drop
- Lightweight and compact design
- Colour coding option to eliminate cross connection
- Universal connections for total flexibility

Power density is increasing rapidly, requiring an effective cooling solution to avoid overheating. Traditionally air has been the preferred solution, but with the fast-moving development, liquid cooling has been shown to be the most effective. However, many people worry about leaks being just as damaging as overheating in the event of an incident.

This is why we have developed ultraFLOW. It is a series of lightweight couplings with flat-face design to guarantee no-spill, high flow and low pressure drop for the lowest pump pressure. This will extend hardware life and keep running costs low.

The ultraFLOW series is leak tested to ensure reliable couplings for your liquid cooling solutions. They are made of hard-coated high-strength aluminium to make them lightweight and durable. This makes them ideal for connecting all types of fluid lines, whether your application involves glycol-water, dielectric fluids or mineral or synthetic heat transfer oils.



TECHNICAL DATA

	Series 287	Series 487	Series 587	Series 687	Series 787
Nominal flow diameter	5 mm (1/4")	8 mm (5/16")	12 mm (1/2")	15 mm (3/5")	20 mm (4/5")
Max. working pressure	10 bar (145 PSI)	10 bar (145 PSI)	10 bar (145 PSI)	10 bar (145 PSI)	10 bar (145 PSI)
Min. burst pressure	40 bar (580 PSI)	40 bar (580 PSI)	40 bar (580 PSI)	40 bar (580 PSI)	40 bar (580 PSI)
Temperature range	-40°C - +150°C (-40°F - +302°F)	-40°C - +150°C (-40°F - +302°F)	-40°C - +150°C (-40°F - +302°F)	-40°C - +150°C (-40°F - +302°F)	-40°C - +150°C (-40°F - +302°F)
Material coupling	Hard anodized aluminium	Hard anodized aluminium	Hard anodized aluminium	Hard anodized aluminium	Hard anodized aluminium
Material nipple	Hard anodized aluminium	Hard anodized aluminium	Hard anodized aluminium	Hard anodized aluminium	Hard anodized aluminium
Kv (double shut-off)	0.93	2.93	8.08	10.3	15.7
Cv (double shut-off)	1.08	3.39	9.34	11.9	18.2
Comment	Flow coefficient Kw/ Cv are specified for flow direction with lowest value. Color coding possible as an option.	Flow coefficient Kw/ Cv are specified for flow direction with lowest value. Color coding possible as an option.	Flow coefficient Kw/ Cv are specified for flow direction with lowest value. Color coding possible as an option.	Flow coefficient Kw/ Cv are specified for flow direction with lowest value. Color coding possible as an option.	Flow coefficient Kw/ Cv are specified for flow direction with lowest value. Color coding possible as an option.
Material seal	EPDM -30°C - +150°C; FVMQ -40°C - +150°C	EPDM -30°C - +150°C; FVMQ -40°C - +150°C	EPDM -30°C - +150°C; FVMQ -40°C - +150°C	EPDM -30°C - +150°C; FVMQ -40°C - +150°C	EPDM -30°C - +150°C; FVMQ -40°C - +150°C

CEJN reserves the right to make changes without further notification. Check with an authorized CEJN distributor for availability and prices. All measurements are in mm. Thread connections are listed according to ISO Standards. Other connections and sealing material on request. Please visit our website, www.cejn.com, for general maintenance tips. Some part numbers may be subject to minimum order quantities.



Electronic equipment medical imaging



High power IGBT traction drives

	Connection	Part No.		Connection	Seal
Series 287	Couplings (Sockets)	10 287 1022	Hose connection	6.4 mm (1/4")	EPDM
		10 287 1032	Hose connection	6.4 mm (1/4")	FVMQ
		10 287 1222	Female thread	G 1/4" (BSP)	EPDM
		10 287 1232	Female thread	G 1/4" (BSP)	FVMQ
		10 287 1272	Male thread	G 1/4" (BSP)	EPDM
		10 287 1282	Male thread	G 1/4" (BSP)	FVMQ
	Nipples (Plugs)	10 287 6022	Hose connection	6.4 mm (1/4")	EPDM
		10 287 6032	Hose connection	6.4 mm (1/4")	FVMQ
		10 287 6222	Female thread	G 1/4" (BSP)	EPDM
		10 287 6232	Female thread	G 1/4" (BSP)	FVMQ
		10 287 6272	Male thread	G 1/4" (BSP)	EPDM
		10 287 6282	Male thread	G 1/4" (BSP)	FVMQ
	Accessories	10 287 4272	Washer/ O-ring	G 1/4" (BSP)	EPDM
		10 287 4282	Washer/ O-ring	G 1/4" (BSP)	FVMQ
	Series 487	Couplings (Sockets)	10 487 1026	Hose connection	Hose 5/8"
10 487 1036			Hose connection	Hose 5/8"	FVMQ
10 487 1224			Female thread	G 3/8" (BSP)	EPDM
10 487 1225			Female thread	G 1/2" (BSP)	EPDM
10 487 1234			Female thread	G 3/8" (BSP)	FVMQ
10 487 1235			Female thread	G 1/2" (BSP)	FVMQ
10 487 1274			Male thread	G 3/8" (BSP)	EPDM
10 487 1275			Male thread	G 1/2" (BSP)	EPDM
10 487 1284			Male thread	G 3/8" (BSP)	FVMQ
10 487 1285			Male thread	G 1/2" (BSP)	FVMQ
10 487 1926			Hose connection- 90° angle	Hose 5/8"	EPDM
10 487 1936			Hose connection- 90° angle	Hose 5/8"	FVMQ
10 487 1974			Male thread- 90° angle	G 3/8" (BSP)	EPDM
10 487 1975			Male thread- 90° angle	G 1/2" (BSP)	EPDM
10 487 1984			Male thread- 90° angle	G 3/8" (BSP)	FVMQ
10 487 1985		Male thread- 90° angle	G 1/2" (BSP)	FVMQ	
Nipples (Plugs)		10 487 6026	Hose connection	Hose 5/8"	EPDM
		10 487 6036	Hose connection	Hose 5/8"	FVMQ
		10 487 6224	Female thread	G 3/8" (BSP)	EPDM
		10 487 6225	Female thread	G 1/2" (BSP)	EPDM
		10 487 6234	Female thread	G 3/8" (BSP)	FVMQ
		10 487 6235	Female thread	G 1/2" (BSP)	FVMQ
		10 487 6275	Male thread	G 1/2" (BSP)	EPDM
		10 487 6284	Male thread	G 3/8" (BSP)	FVMQ
		10 487 6285	Male thread	G 1/2" (BSP)	FVMQ
		Accessories	10 487 4274	Washer/ O-ring	G 3/8" (BSP)
10 487 4275			Washer/ O-ring	G 1/2" (BSP)	EPDM
10 487 4284	Washer/ O-ring		G 3/8" (BSP)	FVMQ	
10 487 4285	Washer/ O-ring		G 1/2" (BSP)	FVMQ	

	Connection	Part No.		Connection	Seal
Series 587	Couplings (Sockets)	10 587 1027	Hose connection	19 mm (3/4")	EPDM
		10 587 1037	Hose connection	19 mm (3/4")	FVMQ
		10 587 1225	Female thread	G 1/2" (BSP)	EPDM
		10 587 1227	Female thread	G 3/4" (BSP)	EPDM
		10 587 1235	Female thread	G 1/2" (BSP)	FVMQ
		10 587 1237	Female thread	G 3/4" (BSP)	FVMQ
		10 587 1275	Male thread	G 1/2" (BSP)	EPDM
		10 587 1277	Male thread	G 3/4" (BSP)	EPDM
		10 587 1285	Male thread	G 1/2" (BSP)	FVMQ
		10 587 1287	Male thread	G 3/4" (BSP)	FVMQ
		10 587 1927	Hose connection- 90° angle	19 mm (3/4")	EPDM
		10 587 1937	Hose connection- 90° angle	19 mm (3/4")	FVMQ
		10 587 1977	Male thread- 90° angle	G 3/4" (BSP)	EPDM
		10 587 1987	Male thread- 90° angle	G 3/4" (BSP)	FVMQ
	Nipples (Plugs)	10 587 6027	Hose connection	19 mm (3/4")	EPDM
		10 587 6037	Hose connection	19 mm (3/4")	FVMQ
		10 587 6227	Female thread	G 3/4" (BSP)	EPDM
		10 587 6237	Female thread	G 3/4" (BSP)	FVMQ
		10 587 6275	Male thread	G 1/2" (BSP)	EPDM
		10 587 6277	Male thread	G 3/4" (BSP)	EPDM
10 587 6285		Male thread	G 1/2" (BSP)	FVMQ	
10 587 6287		Male thread	G 3/4" (BSP)	FVMQ	
Accessories		10 587 4277	Washer/ O-ring	G 3/4" (BSP)	EPDM
		10 587 4287	Washer/ O-ring	G 3/4" (BSP)	FVMQ
	10 487 4275	Washer/ O-ring	G 1/2" (BSP)	EPDM	
	10 487 4285	Washer/ O-ring	G 1/2" (BSP)	FVMQ	
Series 687	Couplings (Sockets)	10 687 1221	Female thread	G 3/4" (BSP)	EPDM
		10 687 1231	Female thread	G 3/4" (BSP)	FVMQ
		10 687 1271	Male thread	G 3/4" (BSP)	EPDM
		10 687 1281	Male thread	G 3/4" (BSP)	FVMQ
	Nipples (Plugs)	10 687 6221	Female thread	G 3/4" (BSP)	EPDM
		10 687 6231	Female thread	G 3/4" (BSP)	FVMQ
		10 687 6271	Male thread	G 3/4" (BSP)	EPDM
		10 687 6281	Male thread	G 3/4" (BSP)	FVMQ
Accessories	10 587 4277	Washer/ O-ring	G 3/4" (BSP)	EPDM	
	10 587 4287	Washer/ O-ring	G 3/4" (BSP)	FVMQ	
	10 787 1223	Female thread	G 1" (BSP)	EPDM	
	10 787 1224	Female thread	G 1 1/4" (BSP)	EPDM	
Series 787	Couplings (Sockets)	10 787 1233	Female thread	G 1" (BSP)	FVMQ
		10 787 1234	Female thread	G 1 1/4" (BSP)	FVMQ
		10 787 1273	Male thread	G 1" (BSP)	EPDM
		10 787 1274	Male thread	G 1 1/4" (BSP)	EPDM
		10 787 1283	Male thread	G 1" (BSP)	FVMQ
		10 787 1284	Male thread	G 1 1/4" (BSP)	FVMQ
	Nipples (Plugs)	10 787 6223	Female thread	G 1" (BSP)	EPDM
		10 787 6224	Female thread	G 1 1/4" (BSP)	EPDM
		10 787 6233	Female thread	G 1" (BSP)	FVMQ
		10 787 6234	Female thread	G 1 1/4" (BSP)	FVMQ
		10 787 6273	Male thread	G 1" (BSP)	EPDM
		10 787 6274	Male thread	G 1 1/4" (BSP)	EPDM
Accessories	10 787 6283	Male thread	G 1" (BSP)	FVMQ	
	10 787 6284	Male thread	G 1 1/4" (BSP)	FVMQ	
	10 787 4283	Washer/ O-ring	G 1" (BSP)	FVMQ	
	10 787 4284	Washer/ O-ring	G 1 1/4" (BSP)	FVMQ	
	10 787 4273	Washer/ O-ring	G 1" (BSP)	EPDM	
	10 787 4274	Washer/ O-ring	G 1 1/4" (BSP)	EPDM	



EV liquid cold plate



HPC data server- Central Distribution Unit (CDU)



4G broadband electronics



Industrial Power converter

Auto-Couplings Fluids

- **Self-aligning feature**
- **Connection under full working pressure**
- **Panel and thread versions available**

At the core of electronic systems, CEJN's blind-mate couplings and nipples with extreme non-spill feature guarantee perfect sealing during operation. The light and compact auto-coupling is mounted on rackable/blade systems in supercomputers and data centres where DLC (Direct Liquid Cooling) technology is used. The range of products is resistant to vibration and corrosion and, if necessary, the design enables connection and disconnection under full working pressure.

TECHNICAL DATA - SERIES 767

	Series 767, DN19 Brass
Nominal flow diameter	19 mm (3/4")
Water flow (double shut-off)	221.6 l/min (48.8 GPM UK)
Max. working pressure	20 bar (290 PSI)
Kv (double shut-off)	13.30
Cv (double shut-off)	15.37
Min. burst pressure	80 bar (1160 PSI)
Temperature range	-20°C – +150°C (-4°F – +302°F)
Material coupling	Nickel-plated brass
Material nipple	Nickel-plated brass

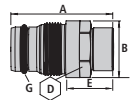


	Connection	Part No.	Connection	Seal	Length	Diameter	Hexagon
Series 767, DN19 Brass	Coupling (Socket)	10 767 1291	G 1" (BSP) O-ring Boss, red code	EPDM	82	63	56
	Coupling (Socket)	10 767 1293	G 1" (BSP) PO-ring Boss, blue code	EPDM	82	63	56
	Nipple (Plug)	10 767 6291	G 1" (BSP) O-ring Boss, red code	EPDM	67.5	63	56
	Nipple (Plug)	10 767 6293	G 1" (BSP) O-ring Boss, blue code	EPDM	67.5	63	56

TECHNICAL DATA - DLC

	DLC, DN3 Stainless steel	DLC, DN5 Aluminum
Nominal flow diameter	3 mm (1/8")	5 mm (3/16")
Max. working pressure	16 bar (232 PSI)	10 bar (145 PSI)
Kv (double shut-off)	0.18	0.87
Cv (double shut-off)	0.21	1.02
Min. burst pressure	64 bar (928 PSI)	40 bar (580 PSI)
Connection under pressure	16 bar (232 PSI)	10 bar (145 PSI)
Temperature range	-40°C – +100°C (-40°F – +212°F)	-40°C – +100°C (-40°F – +212°F)
Material coupling	AISI 316L Stainless steel	Surface treated aluminum alloy
Material nipple	AISI 316L Stainless steel	Surface treated aluminum alloy
Material seal	NBR Low temp -40°C - +80°C (-40°F - +176°F), EPDM -30°C - +100°C (-22°F - +212°F)	NBR low temp -40°C - +80°C (-40°F - +176°F) or EPDM -30°C - +100°C (-22°F - +212°F)

	Connection	Type	Part No.	Connection	A	B	D	E	F	G
DLC, DN3 Stainless steel	Couplings	Male thread	10 150 1540	M11 x 1	29.1	15	-	18.8	-	NBR
	Couplings	Male thread	10 150 1544	M11 x 1	29.1	15	-	18.8	-	EPDM
	Nipples	Male thread	10 150 6540	M11 x 1	29.8	15	-	19.5	-	NBR
	Nipples	Male thread	10 150 6544	M11 x 1	29.8	15	-	19.5	-	EPDM
DLC, DN5 Aluminum	Couplings	Male thread	10 150 1900	M19x1	36.8	20.5	18.0	17.0	-	NBR
	Couplings	Male thread	10 150 1921	M19x1	36.8	20.5	18.0	17.0	-	EPDM
	Couplings	Panel mount	10 150 1901	For 4x screws (M3)	36.8	37.0	28.0	17.0	-	NBR
	Couplings	Panel mount	10 150 1922	For 4x screws (M3)	36.8	37.0	28.0	17.0	-	EPDM
	Nipples	Male thread	10 150 6900	M16x0,75	37.5	17.5	16.0	20.5	-	NBR
	Nipples	Male thread	10 150 6921	M16x0,75	37.5	17.5	16.0	20.5	-	EPDM
	Nipples	Panel mount	10 150 6901	For 4x screws (M3)	37.5	29.0	22.3	20.5	-	NBR
	Nipples	Panel mount	10 150 6922	For 4x screws (M3)	37.5	29.0	22.3	20.5	-	EPDM



Non-Drip Couplings & Nipples

- **Compact design and one-hand-operated quick connect coupling**
- **Unlimited combination possibilities**
- **A drip-free and flat-face fluid connector**

In applications such as cooling of electronics, machinery and moulds, CEJN offers the Non-Drip series, a range of quick connect couplings and nipples for low-pressure fluid applications. The coupling's dry-break feature is 100% functional and leak-tight tested during the production process to ensure a reliable coupling for liquid cooling. The affordable Non-Drip is available in two material versions, nickel-plated brass and a corrosion-resistant stainless steel AISI 316 version. The range is one-hand operated and offers unlimited combination possibilities and safety levels to avoid mixing media or incorrect flow direction. This series is ideal for connecting all types of fluid lines, whether your application involves cold or hot water, dielectric fluids, glycols, mineral or synthetic heat transfer oils.



TECHNICAL DATA - NICKEL-PLATED BRASS

	Series 267	Series 467	Series 567	Series 667	Series 767
Nominal flow diameter	4 mm (5/32")	6 mm (1/4")	9 mm (11/32")	14 mm (1/2")	19 mm (3/4")
Water flow (double shut-off)	4.9 l/min (1.1 GPM UK)	18 l/min (4.0 GPM UK)	35.2 l/min (7.7 GPM UK)	97.8 l/min (21.5 GPM UK)	221.6 l/min (48.8 GPM UK)
Kv (double shut-off)	0.39	1.08	2.11	5.87	13.30
Cv (double shut-off)	0.45	1.25	2.44	6.78	15.37
Max. working pressure	20 bar (290 PSI)	20 bar (290 PSI)	20 bar (290 PSI)	20 bar (290 PSI)	20 bar (290 PSI)
Min. burst pressure	80 bar (1160 PSI)	80 bar (1160 PSI)	80 bar (1160 PSI)	80 bar (1160 PSI)	80 bar (1160 PSI)
Temperature range	-20°C – +150°C (-4°F – +302°F)	-20°C – +150°C (-4°F – +302°F)	-20°C – +150°C (-4°F – +302°F)	-20°C – +80°C (-4°F – +176°F)	-20°C – +150°C (-4°F – +302°F)
Material coupling	Nickel-plated brass	Nickel-plated brass	Nickel-plated brass	Nickel-plated brass	Nickel-plated brass
Material nipple	Nickel-plated brass	Nickel-plated brass	Nickel-plated brass	Nickel-plated brass	Nickel-plated brass

TECHNICAL DATA - STAINLESS STEEL, AISI 316

	Series 277	Series 477	Series 577	Series 677	Series 777
Nominal flow diameter	4 mm (5/32")	6 mm (1/4")	9 mm (11/32")	14 mm (9/16")	19 mm (3/4")
Water flow (double shut-off)	4.9 l/min (1.1 GPM UK)	18 l/min (4.0 GPM UK)	35.2 l/min (7.7 GPM UK)	97.8 l/min (21.5 GPM UK)	180.0 l/min (39.6 GPM UK)
Kv (double shut-off)	0.39	1.08	2.11	5.87	10.8
Cv (double shut-off)	0.45	1.25	2.44	6.78	12.5
Max. working pressure	20 bar (290 PSI)	20 bar (290 PSI)	20 bar (290 PSI)	20 bar (290 PSI)	20 bar (290 PSI)
Min. burst pressure	80 bar (1160 PSI)	80 bar (1160 PSI)	80 bar (1160 PSI)	80 bar (1160 PSI)	80 bar (1160 PSI)
Temperature range	-20°C – +150°C (-4°F – +302°F)	-20°C – +150°C (-4°F – +302°F)	-20°C – +150°C (-4°F – +302°F)	-20°C – +150°C (-4°F – +302°F)	-20°C – +150°C (-4°F – +302°F)
Material coupling	Stainless steel, AISI 316	Stainless steel, AISI 316	Stainless steel, AISI 316	Stainless steel, AISI 316	Stainless steel, AISI 316
Material nipple	Stainless steel, AISI 316	Stainless steel, AISI 316	Stainless steel, AISI 316	Stainless steel, AISI 316	Stainless steel, AISI 316

CEJN reserves the right to make changes without further notification. Check with an authorized CEJN distributor for availability and prices. All measurements are in mm. Thread connections are listed according to ISO Standards. Other connections and sealing material on request. Please visit our website, www.cejn.com, for general maintenance tips. Some part numbers may be subject to minimum order quantities.



Avionics- Radar cooling



Cooling of rack mounted electronics using blind mate couplings

	Connection	Part No.	Connection	Seal	Length	Diameter	Hexagon
Series 267	Coupling (Socket)	10 267 1220	G 1/4" (BSP), green code *	EPDM	43.5	23	19
	Nipple (Plug)	10 267 6220	G 1/4" (BSP), green code *	EPDM	48.5	20	19
Series 277	Couplings (Socket)	10 277 1220	G 1/4" (BSP), green code*	EPDM	43.5	23	19
	Nipple (Plug)	10 277 6220	G 1/4" (BSP), green code*	EPDM	48.5	20	19
Series 467	Coupling (Socket)	10 467 1220	G 3/8" (BSP), green code*	EPDM	45	29	22
	Nipple (Plug)	10 467 6220	G 3/8" (BSP), green code*	EPDM	52	24	22
Series 477	Couplings (Socket)	10 477 1220	G 3/8" (BSP), green code*	EPDM	45	29	22
	Nipple (Plug)	10 477 6220	G 3/8" (BSP), green code*	EPDM	52	24	22
Series 567	Couplings(Socket)	10 567 1220	G 1/2" (BSP), green code*	EPDM	52.5	34	27
	Nipple (Plug)	10 567 6220	G 1/2" (BSP), green code*	EPDM	56.5	29	27
Series 577	Couplings (Socket)	10 577 1220	G 1/2" (BSP), green code*	EPDM	52.5	34	27
	Nipple (Plug)	10 577 6220	G 1/2" (BSP), green code*	EPDM	56.5	29	27
Series 667	Couplings (Socket)	10 667 1220	G 3/4" (BSP), green code*	EPDM	74.7	41	36
	Nipple (Plug)	10 667 6220	G 3/4" (BSP), green code*	EPDM	66	36	34
Series 677	Couplings (Socket)	10 677 1220	G 3/4" (BSP), green code*	EPDM	74.7	41	36
	Nipple (Plug)	10 677 6220	G 3/4" (BSP), green code*	EPDM	66	39	36
Series 767	Coupling (Socket)	10 767 1241	G 1" (BSP), red code*	EPDM	82	52	46
	Coupling (Socket)	10 767 1243	G 1" (BSP), blue code*	EPDM	82	52	46
	Nipple (Plug)	10 767 6241	G 1" (BSP), red code*	EPDM	67.5	44	41
	Nipple (Plug)	10 767 6243	G 1" (BSP), blue code*	EPDM	67.5	44	41
Series 777	Couplings (Socket)	10 777 1220	G 1" (BSP), green code*	EPDM	82	52	46
	Nipple (Plug)	10 777 6220	G 1" (BSP), green code*	EPDM	67.5	44	41

All measurements are in mm. *Available color coding: green, red, blue, yellow, white and black. Also available with mechanical key coding.

Accessories

CEJN offers a wide range of hose connectors; male-to-male adapters; bushings; plugs; T-, L-, and Y-pieces; and crosses for compressed air and liquid applications. A wide range of both cylindrical and conical threads is available for maximum flexibility in a variety of applications.

Dust caps

Included as accessories in the Non-Drip range are dust caps for both couplings and nipples in all sizes. The dust caps can be joined together when the coupling and nipple are connected. This keeps the dust caps clean, which prevents dust and debris from entering the system.



Adapters – Stainless Steel

A wide range of hose connectors; male-to-male adapters; bushings; plugs; cross, T-, L-, and Y-pieces; and ball valves for maximum flexibility in a variety of applications.




Adapters – Brass

A wide range of hose connectors; male-to-male adapters; bushings; plugs; cross, T-, L-, and Y-pieces; and ball valves for maximum flexibility in a variety of applications.




CEJN reserves the right to make changes without further notification. Check with an authorized CEJN distributor for availability and prices. All measurements are in mm. Thread connections are listed according to ISO Standards. Other connections and sealing material on request. Please visit our website, www.cejn.com, for general maintenance tips. Some part numbers may be subject to minimum order quantities.






Li-Ion battery packs



Liquid cold plates



Wind turbine AC/AC converter

Full-Flow Couplings & Nipples

- **Wide range of sealing materials**
- **Colour-coded rings to avoid cross connection**
- **Durable design to withstand long periods of connection**

Where unrestricted and high-flow cooling disconnects are the key, CEJN's easy to handle our Full-Flow coupling series are the right choice. They are easy to install, and due to the valveless design, allow for an unrestricted high-flow. The Full-Flow range is designed for low-pressure fluid cooling applications such as renewable energy solutions and power electronics, but can also be found in larger pneumatic lines.

The robust and corrosion-resistant range is available in nickel-plated brass or stainless steel AISI 316 with a wide range of sealing options, such as EPDM, NBR, FPM, etc. Full-Flow is available with a safety-locking feature and optional colour-coded rings to identify media and/or pressure lines to enable safe and long-term thermal management.



TECHNICAL DATA

	Series 701	Series 702	Series 851	Series 852	Series 921	Series 922
Nominal flow diameter	25.4 mm (1.0")	25.4 mm (1.0")	38 mm (1.5")	38 mm (1.5")	50.8 mm (2.0")	50.8 mm (2.0")
Max. working pressure	20 bar (290 PSI)	20 bar (290 PSI)	20 bar (290 PSI)	20 bar (290 PSI)	20 bar (290 PSI)	20 bar (290 PSI)
Min. burst pressure	80 bar (1160 PSI)	80 bar (1160 PSI)	80 bar (1160 PSI)	80 bar (1160 PSI)	80 bar (1160 PSI)	80 bar (1160 PSI)
Temperature range	-30°C – +100°C (-22°F – +212°F)	20°C – +100°C (68°F – +212°F)	-30°C – +100°C (-22°F – +212°F)	-30°C – +100°C (-22°F – +212°F)	-30°C – +100°C (-22°F – +212°F)	-30°C – +100°C (-22°F – +212°F)
Material coupling	Nickel-plated brass	Stainless steel, AISI 316	Nickel-plated brass	Stainless steel, AISI 316	Nickel-plated brass	Stainless steel, AISI 316
Material nipple	Nickel-plated brass	Stainless steel, AISI 316	Nickel-plated brass	Stainless steel, AISI 316	Nickel-plated brass	Stainless steel, AISI 316

	Connection	Part No.	Connection	Seal	Length	Diameter	Hexagon
Series 701	Couplings without valve	10 701 0203	G 1" (BSP)	NBR	60	53	46
	Nipples without valve	10 701 5203	G 1" (BSP)	-	64	53	46
Series 702	Couplings (Socket)	10 702 0203	G1" (BSP)	NBR	60	53	46
	Nipples (Plug)	10 702 5203	G1" (BSP)	-	64	53	46
Series 851	Couplings without valve	10 851 0205	G 1 1/2" (BSP)	NBR	66	69	60
	Nipples without valve	10 851 5205	G 1 1/2" (BSP)	-	70	69	60
Series 852	Couplings (Socket)	10 852 0205	G1 1/2" (BSP)	NBR	66	69	60
	Nipples without valve	10 852 5205	G 1 1/2" (BSP)	-	70	69	60
Series 921	Couplings without valve	10 921 0207	G 2" (BSP)	NBR	74.5	86.6	75
	Nipples without valve	10 921 5207	G 2" (BSP)	-	78	86.6	75
Series 922	Couplings (Socket)	10 922 0207	G2" (BSP)	NBR	74.5	86.6	75
	Nipples without valve	10 922 5207	G 2" (BSP)	-	78	86.6	75

CEJN reserves the right to make changes without further notification. Check with an authorized CEJN distributor for availability and prices. All measurements are in mm. Thread connections are listed according to ISO Standards. Other connections and sealing material on request. Please visit our website, www.cejn.com, for general maintenance tips. Some part numbers may be subject to minimum order quantities.



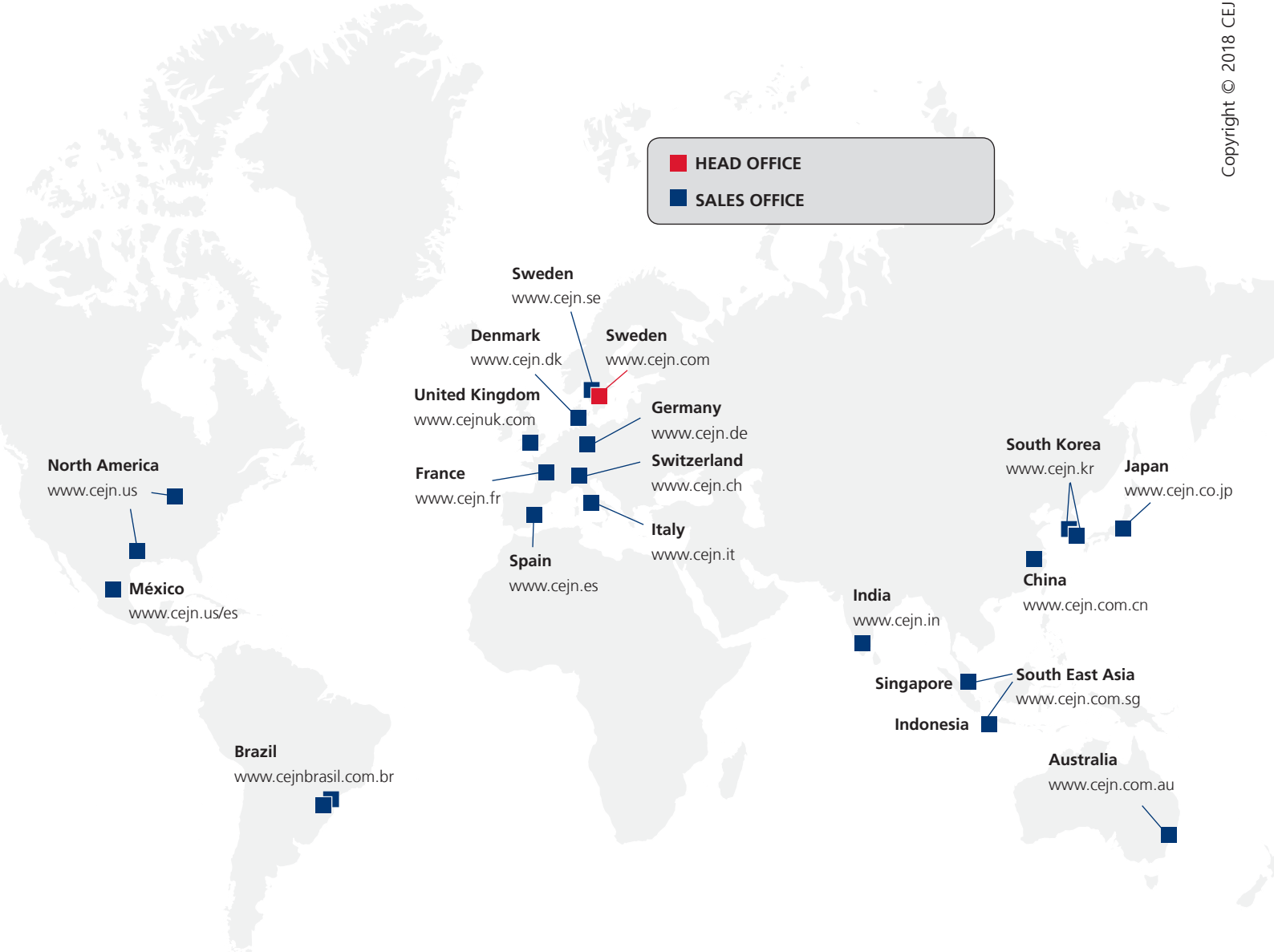
Variable Speed Drives (VFD)



Solar Photovoltaic energy equipment



The Quick Connect
Solution Provider



Made in Sweden since 1955

We have been producing professional, high-quality and innovative quick connect couplings here at CEJN since our first patented coupling was launched in 1955. CEJN is an independent global niche company with its head office in the heart of Sweden. Over the years we have expanded to 22 locations worldwide and are supplying products and services to virtually every industry segment. At CEJN, we are united by our five core values: safety, environment, quality, innovation and performance. They are our cornerstones and define who we are, how we work, what we believe in and what we stand for.

Contact your local sales office or visit www.cejn.com for more information.